


**ΥΠΟΥΡΓΕΙΟ ΕΘΝΙΚΗΣ ΠΑΙΔΕΙΑΣ ΚΑΙ ΘΡΗΣΚΕΥΜΑΤΩΝ
ΠΑΙΔΑΓΩΓΙΚΟ ΙΝΣΤΙΤΟΥΤΟ**

Αντιγόνη Μπρατσόλη Αγγελική Διαμαντίδου



**Αγγλικά
Δ΄
Δημοτικού**

Βιβλίο Μαθητή

Τόμος 1ος

**Αγγλικά
Δ΄ Δημοτικού**

Βιβλίο Μαθητή

Τόμος 1ος

**Γ΄ Κ.Π.Σ. / ΕΠΕΑΕΚ II / Ενέργεια 2.2.1 / Κατηγορία
Πράξεων 2.2.1.α: «Αναμόρφωση των προγραμμάτων
σπουδών και συγγραφή νέων εκπαιδευτικών πακέτων»**

ΠΑΙΔΑΓΩΓΙΚΟ ΙΝΣΤΙΤΟΥΤΟ

Δημήτριος Γ. Βλάχος
Ομότιμος Καθηγητής του Α.Π.Θ Πρόεδρος του
Παιδαγωγ. Ινστιτούτου

**Πράξη με τίτλο: «Συγγραφή νέων βιβλίων και
παραγωγή υποστηρικτικού εκπαιδευτικού υλικού με
βάση το ΔΕΠΠΣ και τα ΑΠΣ για το Δημοτικό και το
Νηπιαγωγείο»**

Επιστημονικός Υπεύθυνος Έργου
Γεώργιος Τύπας
Σύμβουλος του Παιδαγ. Ινστιτούτου

Αναπληρωτής Επιστημ. Υπεύθ. Έργου
Γεώργιος Οικονόμου
Σύμβουλος του Παιδαγ. Ινστιτούτου

**Έργο συγχρηματοδοτούμενο 75% από το Ευρωπαϊκό
Κοινωνικό Ταμείο και 25% από εθνικούς πόρους.**

**ΥΠΟΥΡΓΕΙΟ ΕΘΝΙΚΗΣ ΠΑΙΔΕΙΑΣ ΚΑΙ ΘΡΗΣΚΕΥΜΑΤΩΝ
ΠΑΙΔΑΓΩΓΙΚΟ ΙΝΣΤΙΤΟΥΤΟ**

Αντιγόνη Μπρατσόλη Αγγελική Διαμαντίδου

**ΑΝΑΔΟΧΟΣ ΣΥΓΓΡΑΦΗΣ:
ΕΛΛΗΝΙΚΑ ΓΡΑΜΜΑΤΑ**

**Αγγλικά
Δ΄ Δημοτικού**

Βιβλίο Μαθητή

Τόμος 1ος

ΣΥΓΓΡΑΦΕΙΣ

Αντιγόνη Μπρατσόλη, *Εκπαιδευτικός*
Αγγελική Διαμαντίδου, *τ. Σχολική Σύμβουλος*

ΚΡΙΤΕΣ-ΑΞΙΟΛΟΓΗΤΕΣ

Χριστίνα Αγιακλή, *Σχολική Σύμβουλος*
Ελένη Μπιντάκα, *Σχολική Σύμβουλος*
Τρισεύγενη Γιάνναρη, *Εκπαιδευτικός*

ΕΙΚΟΝΟΓΡΑΦΗΣΗ

Ανδρέας Κατσαούνης, *Σκίτσογράφος - Εικονογράφος*

ΦΙΛΟΛΟΓΙΚΗ ΕΠΙΜΕΛΕΙΑ

Αργυρή Αποστολίδου, *Φιλολόγος*

ΥΠΕΥΘΥΝΟΙ ΤΟΥ ΜΑΘΗΜΑΤΟΣ ΚΑΤΑ ΤΗ ΣΥΓΓΡΑΦΗ

Ιωσήφ Ε. Χρυσόχοος, *Πάρεδρος ε.θ. του Παιδαγωγικού*
Ινστιτούτου

Πέτρος Μπερερής, *Σύμβουλος του Παιδ. Ινστιτούτου*

ΥΠΕΥΘΥΝΗ ΤΟΥ ΥΠΟΕΡΓΟΥ

Άννα Σιγανού, *Εκπαιδευτικός*

ΑΝΑΔΟΧΟΣ

ΕΛΛΗΝΙΚΑ ΓΡΑΜΜΑΤΑ

ΠΡΟΕΚΤΥΠΩΤΙΚΕΣ ΕΡΓΑΣΙΕΣ

ACCESS Γραφικές Τέχνες Α.Ε.

ΠΡΟΣΑΡΜΟΓΗ ΤΟΥ ΒΙΒΛΙΟΥ

ΓΙΑ ΜΑΘΗΤΕΣ ΜΕ ΜΕΙΩΜΕΝΗ ΟΡΑΣΗ

Ομάδα Εργασίας Υπ. Παιδείας, Δια Βίου Μάθησης
και Θρησκευμάτων

Αγαπητά μας παιδιά,

Ελπίζουμε ότι το βιβλίο που κρατάτε στα χέρια σας θα σας βοηθήσει να μιλήσετε και να γράψετε στα Αγγλικά αλλά και να έρθετε σε επαφή με τους πολιτισμούς Αγγλόφωνων και άλλων λαών και να αναγνωρίσετε τις ομοιότητες και τις διαφορές που έχουν με το δικό μας πολιτισμό. Στο βιβλίο αυτό θα χρησιμοποιήσετε τα Αγγλικά για να ασχοληθείτε με διάφορα θέματα αξιοποιώντας τις γνώσεις και τις ικανότητες που έχετε αποκτήσει μέσα από άλλα σχολικά μαθήματα, όπως η Γλώσσα, η Ιστορία, τα Μαθηματικά, η Μελέτη Περιβάλλοντος, η Γυμναστική, η Μουσική και τα Καλλιτεχνικά. Θα εκμεταλλευτείτε τις γνώσεις και τις ικανότητές σας αυτές για να φτιάξετε σχέδια εργασίας (projects), συμμετέχοντας σε αυτά ατομικά ή ομαδικά. Θα περάσετε ευχάριστα χρησιμοποιώντας τα Αγγλικά σε παιχνίδια, τραγούδια και χορό.

Το βιβλίο σας έχει 10 κεφάλαια και το κάθε κεφάλαιο έχει 3 μαθήματα. Στα δυο πρώτα μαθήματα κάθε κεφαλαίου υπάρχουν περιστατικά από τη ζωή μιας ομάδας συμμαθητών στην Δ' τάξη ενός διεθνούς σχολείου. Το τρίτο μάθημα είναι σχέδιο εργασίας σχετικό με το θέμα του κεφαλαίου. Στο τέλος κάθε κεφαλαίου θα μπορείτε να αξιολογείτε τι έχετε μάθει κάνοντας ένα τεστ, όπου θα βαθμολογείτε εσείς οι ίδιοι τους εαυτούς σας. Ακόμα θα έχετε τη δυνατότητα να γυρίσετε στα παραρτήματα για να μάθετε περισσότερα για τη γραμματική, να γράψετε το βασικό λεξιλόγιο κάθε κεφαλαίου αλλά και να κάνετε πιο εύκολο το διάβασμά σας εφαρμόζοντας τις στρατηγικές μάθησης που αναφέρονται στο εξώφυλλο κάθε κεφαλαίου.


Σας ευχόμαστε Καλή Σχολική Χρονιά και Καλή Πρόοδο
ελπίζοντας ότι σας προσφέρουμε ένα βιβλίο που θα σας
βοηθήσει να μάθετε Αγγλικά αλλά κυρίως να αγαπήσετε
αυτή τη γλώσσα και τον πολιτισμό της.

Οι συγγραφείς του βιβλίου

And don't forget! In the English class... try to speak in English and don't be afraid to make mistakes! Mistakes can help you learn! ...be smart! Look out and listen for key words! ...use your glossary or a dictionary! ...ask your teacher or your classmates for help and make your own study plan to organize your ideas and thoughts. ...try to read books or magazines in English and never stop trying!



Unit 1: Back to school



Hello. I'm Andrew and this is my new school. Come in and meet my new friends and my teachers





Today we've got History, English...

In this unit you will learn to:

- ✓ Describe your school and your classroom
- ✓ Talk about your timetable and school subjects
- ✓ Use numbers from 20 to 99

Strategy corner – Vocabulary

 When I find a word I don't know	Yes	No
I ask my teacher for the Greek word		
I go home and look it up in a dictionary/my glossary		
I try to guess its meaning		
I can still understand the text, so it's OK		

 When I revise and try to learn new words....	Yes	No
I study from a dictionary / my glossary		
I read the texts in my book again and try to remember what the words mean		
I put the words into groups, it helps me remember		
It helps me to match words to pictures		
It helps me to translate in Greek		

Lesson 1: A new student in class

1



Warm – up

* Look around your classroom. What is there? Can you make a list?



2



Listen, read and find

Andrew is a new student in the school. Listen, read and find out: *"How many students are there in his class?"*

Hi! I'm Andrew and I'm a new student in the school. I'm in D class. I'm from Oxford, England. My mother is English and my father is Greek. My new school is very nice. It's big with large, sunny classrooms, a large playground, a basketball court, a computer room and a music room. There are 25 students in my class. My teacher's name is Mrs Stathaki.



You've got 1 minute to find the secret word. It's Andrew's surname. Write the word:


..... Then, count the letters and

write down your score:

3



New Words!



10 = ten

20 = twenty

30 = thirty

40 = forty

50 = fifty

60 = sixty

70 = seventy

80 = eighty

90 = ninety

4**Listen and sing**

Ten, twenty, thirty, forty
 Ooh, I want to have a party
 Fifty, sixty, seventy, eighty
 With Andrew, Sophia, Nick and Betty
 And another ten is ninety
 Come, my friends, come to my party!

Ten, twenty, thirty, forty
 Ooh, I want to have a party
 Fifty, sixty, seventy, eighty
 With Andrew, Sophia, Nick and Betty
 And another ten is ninety
 Come, my friends, come to my party!

**5****Read and write**

This is part of a survey on the number of pupils in Andrew's school for the school newspaper. Can you help Andrew and his classmates fill in the blanks? In the total, write words, **not** numbers.



Class	A´	B´	Γ´	Δ´	E´	ΣΤ´	Total
Boys	10	15	12	9	13	14	
Girls	13	18	14	16	11	8	

In our school (1) are children from many different countries from around the world. There are (2) boys and (3) girls, in total. In Δ´ class there are (4) children, (5) boys and (6) girls.

6 😊 **Let's play!**

Break my code

	1	2	3	4
1	A	B	C	D
2	E	F	G	H
3	I	J	K	L
4	M	N	O	P
5	Q	R	S	T
6	U	V	W	X
7	Y	Z		

Every letter has got a number. Look: e.g. A is 11, N is 42, W is 63



Can you break this code?

11-42-14-52-21-63

31-53

62-21-52-71

24-11-44-44-72

11-54

24-31-53

42-21-63

53-13-24-43-43-34

.....


.....

.....

.....



Now make a short message in the secret code. Dictate it to your classmate sitting next to you. Tell him/her to write it on a piece of paper. Can he/she break your code?



.....

.....

.....

7    **Listen and speak**

Andrew wants to meet some of his new friends at school but he doesn't know which their classrooms are. Listen to his friends talking about their classrooms. Can you help him find them? Write numbers in the boxes. Which of these classrooms do you like and why? Tell the class.

a.



b.



c.





Can **you** talk about your school now? What is there? Is there a playground, a basketball court, a music room, a computer room? How many classrooms are there? How many students are there in your class and how many teachers are there in the school? Write down your answers and use them to talk about your school to a pen friend (look at lesson 3 and see how you can find one) or a cousin who lives in Australia, Canada or the USA.



.....

.....

.....

Remember!	Affirmative	
	Long form	Short form
Singular	There is	There's
Plural	There are	There're

Remember!	Negative	
	Long form	Short form
Singular	There is not	There isn't
Plural	There are not	There aren't

Remember!	Interrogative
Singular	Is there?
Plural	Are there?

Lesson 2: My timetable

1



Warm – up

* Do you know the days of the week? What day is it today? What day is it tomorrow? What is your favourite day and why? On which days do you have English classes at school? Are they your favourite days, too?

2



Listen, read and find

Andrew is talking to us about his school programme. Listen, read and find out:
“Why does Andrew like History?”



Hello! It's me, Andrew, again! **T**his is our timetable for **t**his year. My favourite days are Tuesday and Wednesday. We've got **H**istory and it's my favourite **s**ubject. I like it because we can learn about ancient Greece. What about you, Nick? Which is your favourite **d**ay? **H**ave **y**ou got a favourite subject?

Well, my favourite day is

.....

Name: Andrew Marinellis **Class:** D

	Monday	Tuesday
8.10-8.55	Language	Language
8.55-9.40	Language	Language
9.40-10.00	break	
10.00-10.45	Maths	History
10.45-11.30	Environmental Studies	Physical Education
11.30-11.45	break	
11.45-12.30	English	Music
12.30- 12.40	break	
12.40-13.15	Religious Education	Environmental Studies

	Wednesday	Thursday
8.10-8.55	Language	Language
8.55-9.40	Language	Language
9.40-10.00	break	
10.00-10.45	Maths	Environmental Studies
10.45-11.30	English	Maths
11.30-11.45	break	
11.45-12.30	History	Physical Education
12.30-12.40	break	
12.40-13.15	Environmental Studies	Art

	Friday
8.10-8.55	Language
8.55-9.40	Maths
9.40-10.00	break
10.00-10.45	Religious Education
10.45-11.30	English
11.30-11.45	break
11.45-12.30	Art
12.30- 12.40	break
12.40-13.15	Music



You've got 1 minute to find the secret word.
It's Nick's favourite day. Write the word:

..... Then, count the letters and write
down your score:.....

3



New Words

Monday

Tuesday

Wednesday

Thursday

Friday

Saturday

Sunday

4



Listen and sing

**Monday, Tuesday, Wednesday, Thursday, Friday,
Saturday and Sunday, too
Monday, Tuesday, Wednesday,
Thursday, Friday,
Saturday and Sunday, too
Five days for school and two days to play!**



Five days for school
and two days to play!
Monday, Tuesday,
Wednesday, Thursday,
Friday, Saturday and Sunday, too



5   **Listen and write**

Betty can't remember what day it is today.
Look at the timetable, listen
to the children talking and help her
remember.



* Well, Betty, today is

.....



6  **Write**



Look at the pictures and say what subjects
Andrew, Nick and Sophia have got today.
Write your answers here:

* Today Andrew, Nick and Sophia have got

.....

.....

7**Let's play!****What day is it?**

Work in pairs. Look at the timetable and think of a day, but don't tell your friend. He/she will ask you questions and try to find the day. But **be careful!** You can only ask up to **4 questions!**

Name: Andrew Marinellis **Class:** D

	Monday	Tuesday
8.10-8.55	Language	Language
8.55-9.40	Language	Language
9.40-10.00	break	
10.00-10.45	Maths	History
10.45-11.30	Environmental Studies	Physical Education
11.30-11.45	break	
11.45-12.30	English	Music
12.30- 12.40	break	
12.40-13.15	Religious Education	Environmental Studies

	Wednesday	Thursday
8.10-8.55	Language	Language
8.55-9.40	Language	Language
9.40-10.00	break	
10.00-10.45	Maths	Environmental Studies
10.45-11.30	English	Maths
11.30-11.45	Break	

11.45-12.30	History	Physical Education
12.30- 12.40	break	
12.40-13.15	Environmental Studies	Art

	Friday	
8.10-8.55	Language	
8.55-9.40	Maths	
9.40-10.00	break	
10.00-10.45	Religious Education	
10.45-11.30	English	
11.30-11.45	break	
11.45-12.30	Art	
12.30- 12.40	break	
12.40-13.15	Music	

Student A: Have you got History today?

Student B: Yes, I have/No, I haven't

.....
Student A: Is it (Monday)?


Student B: Yes, it is/No, it isn't

8



Write speak and (+app.I)

Write your timetable and send it to a pen friend (look at lesson 3 and see how you can find one) or a cousin who lives in Australia, Canada or the USA. Which is your favourite day?



Name: Class: ...

	Monday	Tuesday
	Break	
	Break	
	Break	

	Wednesday	Thursday
	Break	
	Break	
	Break	

	Friday
	break
	break
	break

Now look at Andrew's timetable and yours. Talk about the differences.

e.g "Andrew has got Maths on Monday but I've got Maths on Tuesday" or "Andrew has got Environmental Studies three times a week but I've got Environmental Studies four times a week"



Remember!	I've got (Maths) on Monday but I haven't got (English)
	Andrew has got (Music) on Friday but he hasn't got (History)
	Have you got (Art) on Wednesday? - Yes, I have/No, I haven't

Lesson 3: This is my school!

Crosscurricular Project




Work in groups. Find information about **your school** and make a poster about it.

Draw a map of your school on a poster. Ask your teacher(s) or the headteacher

for information about your school and write it on your poster. Answer these questions:

- * Where is your school?
- * How old is it?
- * Is it big or small?
- * How many floors are there?
- * How many classrooms are there?
- * Is there a large playground?
- * Is there a computer room?
- * Is there a music room?
- * Are there any football fields or basketball courts?
- * How many classes are there?
- * How many teachers are there?
- * How many pupils are there?



▶▶ **Idea !** Do you want to find a pen friend from another European country? Visit the website of the European Schoolnet at www.eun.org/portal/index.htm. You can find a pen friend in the Partner Finding Forum. Ask your pen friend what his/her school looks like. Tell him/her about your school using the information in your project and ask him/her to send you information about his/her school, too.

▶▶ **Idea !** You can also look for pictures of schools in Great Britain surfing this site: <http://www.schoolswebdirectory.co.uk/>. You can get a link to sites of schools in Great Britain. Look at the pictures of the schools (sometimes there are maps of the school, too) on their sites and check the differences.

▶▶ Μπορείς να πας στο [glossary](#) και να συμπληρώσεις τις σημασίες των καινούργιων λέξεων στα Ελληνικά και στο [grammar corner](#) για να δεις τη γραμματική αυτού του κεφαλαίου.

✳ **Self-Assessment test**
 ✳ **ΤΕΣΤ-ΑΥΤΟΑΞΙΟΛΟΓΗΣΗΣ**

1) Look at the picture and fill in the missing words:



1. There a computer on the desk.
2. There a chair near the desk.
3. There a cat under the chair.
4. There two posters on the wall.
5. There a boy on the chair.

Points: / 10

2) Find the numbers:

1. twenty-three + forty-five =



2. thirty-eight + fifty-nine =

3. fifty-six + nineteen =



4. seventy-four - fifteen =

5. fifty-seven + twenty-nine =

6. fifty-two + thirty-one =



7. ninety-nine - fifty-one =

Points: / 7

3) Look at the dialogue of these two classmates and choose the correct subject in the timetable:

Αντώνης: Σταυρούλα, πες μου σε παρακαλώ τι έχουμε σήμερα μετά το πρώτο δίωρο της Γλώσσας;

Σταυρούλα: Έχουμε Ιστορία και αμέσως μετά μαθηματικά.

Αντώνης: Και Αγγλικά έχουμε την πέμπτη ώρα;

Σταυρούλα: Ξέχασες ότι κάθε Παρασκευή έχουμε Αγγλικά την τελευταία ώρα; Την πέμπτη ώρα έχουμε Γυμναστική.

Friday	
1	Language / Maths / English
2	History / Language / English
3	Maths / History / Physical Education
4	Maths / Religious Education / Physical Education
5	Religious Education / Physical Education / English
6	Physical Education / History / English

Points: /6

4) Find the seven days of the week:

J	H	I	S	I	P	L	U	T	T	F	R	E
S	U	N	D	A	Y	O	M	S	U	N	A	A
S	E	B	N	J	L	K	O	M	E	B	G	C
T	F	V	O	W	E	D	N	E	S	D	A	Y
H	A	D	S	C	F	I	D	L	D	M	Y	T
U	S	A	T	U	R	D	A	Y	A	N	B	H
R	O	M	H	V	I	A	Y	G	Y	F	A	W
S	E	S	U	D	D	K	L	P	Y	H	T	R
D	W	E	R	H	A	M	N	I	B	I	U	G
A	S	C	S	F	Y	K	O	L	I	N	A	T
Y	H	O	W	S	L	L	P	T	U	E	K	M

Points: /7

5) Read and put a ✓ or a ✗ in the boxes. Then, write the numbers:

Αγαπητά μας παιδιά,
Θα ήθελα ως διευθυντής του σχολείου να σας μιλήσω για το καινούργιο κτήριο που θα χτιστεί και στο οποίο θα μεταφερθούμε την επόμενη σχολική χρονιά. Το καινούργιο σχολείο μας θα είναι πολύ σύγχρονο. Θα έχει 15 αίθουσες διδασκαλίας και μια αίθουσα ηλεκτρονικών υπολογιστών. Επίσης, θα υπάρχουν δυο γήπεδα μπάσκετ και μια μεγάλη αυλή με δέντρα και παγκάκια.....

basketball court number:

.....

music room number:

.....

classrooms number:

.....

playground number:

.....

computer room number:

.....

Points: / 10

Total: / 40

CIRCLE THE CORRECT FACE AND TALK ABOUT WHAT YOU CAN DO



I can talk about the things in my classroom



I can use the words for places in my school



I can use the numbers from 20 to 99



I can use the days of the week



I can talk about my timetable

Unit 2: Back to school





In this unit you will learn to:

- ✓ Talk about your favourite sports and hobbies
- ✓ Talk about your friend's favourite sports and hobbies



Strategy corner – Reading

 When I read a text for the first time	Yes	No
I look at the pictures, they help me understand what it's about		
I read it and try to understand every word		
I always ask my teacher for the meaning of unknown words to understand the text		
I don't worry about unknown words, I try to guess their meaning.		

 When I revise a text.....	Yes	No
I study the new words before reading the text again		
I translate the text in Greek		
When I don't remember what a word means, I try to guess the meaning from the text		

Lesson 1: My favourite sport

1



Warm – up

★ Do you like sports? Which is your favourite sport? Tell your classmates and then find the five most popular sports in class. Write words for sports on the board.



2



Listen, read and find

Now listen to the children. They are in the playground and they are talking to their Physical Education teacher, Mr Papadakis. Listen, read and find out: “Does Andrew like football?”

Thursday
Language
Language
Break
Environmental Studies
Maths
Break
Physical Education
Break
Art

Mr Papadakis: OK kids! Today is free day for sports!

Nick, Andrew, Omar: Wow!

Nick: Come on, Andrew! Let's play football!

Andrew: I don't like football very much.

Nick: You don't like football? The English love it!

Andrew: Well, I like basketball.

Omar: Yes, let's play basketball! I like it, too.

Mr Papadakis: Ready? So, what do you want to play?

Omar: Basketball, sir.

Mr Papadakis: OK, let me give you a basketball.

Nick, Andrew, Omar: Yeahhh!!!!



You've got 1 minute to find the secret word.

It's Mr Papadakis's favourite sport. Write the

word: Then, count the letters and

write down your score:.....

3



New Words!

Match the pictures to the words:



a. playing football

b. playing volleyball

c. playing basketball

d. playing tennis

e. swimming


f. windsurfing

g. climbing

h. horse riding

i. cycling

j. sailing




- 1) 2) 3) 4) 5)
 6) 7) 8) 9) 10)

4  **Write and Speak**

Which sports do you like? Write down the sports you like and don't like and then tell your classmates.



*I like but I don't like



**I like climbing a mountain
I like playing football
I'm a sporty fellow
And that's who I am!**



**I like playing tennis,
I like horse riding
I'm a sporty fellow
And that's who I am!**



**I like playing basketball
I like playing volleyball
I'm a sporty fellow
And that's who I am!**



**I like windsurfing
I like swimming
I'm a sporty fellow
And that's who I am!**



**I like climbing a mountain
I like playing football
I'm a sporty fellow
And that's who I am!**



I like playing tennis,
I like horse riding
I'm a sporty fellow
And that's who I am!



I like playing basketball
I like playing volleyball
I'm a sporty fellow
And that's who I am!



I like windsurfing
I like swimming
I'm a sporty fellow
And that's who I am!



6   **Listen and write**

Andrew wants to know which sports his new classmates like. Can you help him? Listen and find out.

* John likes

* Julia likes

* Maria likes

* Lucy likes

* Ted likes.....



Match the words for the sports to the pictures:

1. cricket, 2. rugby, 3. hockey,
4. tae kwon do, 5. football, 6. Baseball



1)..... 2) 3) 4) 5) 6)

Which of these countries are the sports popular in? (in some countries people like two or three sports).

Great Britain, Brazil, USA,
Greece, India, Korea

- * What do you know about these sports? How can we play them? If you know how to play one of these sports, stand up and show the class.
- * Do people like/play them in Greece? Do you know other sports that people like in other countries?

►► **Idea !** Would you like to learn to play a new sport? Find out about sports in other countries and organize games at school. You can ask your Physical Education teacher to show you how to play some of these sports.



Toss the ball!



Have you got a small ball? (If not, you can make one with some paper and some cellotape). Play the game in 2 groups. One pupil from each group thinks of a sport, but doesn't tell his/her classmates what it is. He/she throws the ball to one of his/her classmates in the other group. This pupil asks a question to guess the sport and throws the ball back, when he/she gets the answer. Then the first pupil throws the ball to another classmate for another question and so on. You can ask up to **5 questions** to guess the sport. Your team gets **one point** for a correct guess. The first team to get 5 points is **the winner**.

Look at these examples for questions:

- * Have you got a ball?
- * Have you got a horse?
- * Do you go to the sea?
- * Is your ball black and white? Is it big?
- * Have you got a racket?



Lesson 2: Have you got a hobby?

1



Warm – up

Have you got a hobby?
Tell the class about it
and try to find what
the English word for it is. Do you collect
things? Talk to the class about your
collection. Do you know any strange
hobbies/collections? Which are they?
Have you and your friends got the same hobbies?



2



Listen, read and find

Sophia and her friend Olina, from Thessaloniki, have got the same hobby, dancing. This is what Sophia is telling Andrew about Olina. Listen, read and find out: “What’s Olina’s favourite food?”




Hi, Andrew! Look! I’ve got a letter from my pen friend, Olina.

Well, she **is** ten and she likes **p**ainting, dancing and **r**eading books, but she doesn’t like **c**ollecting things. **H**er favourite food is pizza and **h**er favourite colours are pink and red. She can speak and **w**rite English. Have you got a pen **f**riend?



Really?
Tell me about her!

 You've got 1 minute to find the secret word. It's Olina's second favourite food. Write the word: Then, count the letters and write down your score:.....

3  **New Words!**

Match the words/phrases to the pictures:



a. singing



b. playing board games



c. listening to music



d. dancing



e. taking photos



f. reading books

1) 2) 3) 4) 5) 6)

4  **Write and Speak**

Tell your classmates about your hobbies.

* I like but I don't like

Now look at how Sophia talks about Olina's hobbies.

Can you talk about your friend's hobbies, too? Ask your classmate at the same desk what his/her hobby is. Write about it. Then report to the class.

* My friend likes..... but he/she doesn't like

5  **Tick and speak**

What do you think about these hobbies? Look at this chart and tick the boxes. Then report your answers to the class. Look at the example: "I don't like collecting tree leaves. I think it's boring" or "I like collecting football cards. I think it's fun"



Hobby	interesting	boring	strange	Fun
collecting tree leaves				
making clothes for dolls				
collecting football cards				
collecting stamps				
reading books				
playing computer games				
taking photos				
making models				

There are some hobby clubs in Sophia and Andrew's school: the **Handicraft** club, the **Collections** club, the **Computer** club and the **Book** club. Where would each of these hobbies go?
Which club would you like to join and why? Tell the class.

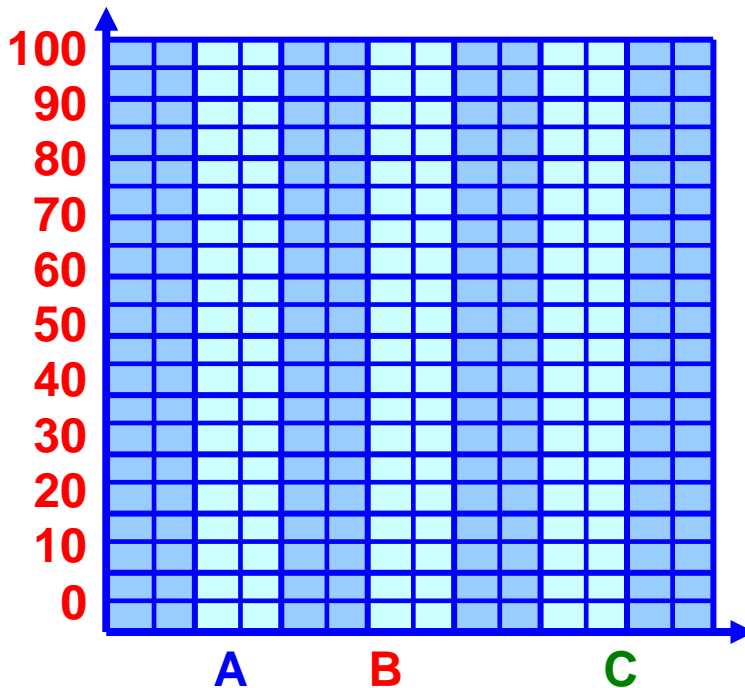
6   **Listen and tick**

Listen to the information about these children's hobbies and put a **✓** or **x** in the correct boxes:

- 1. Lila likes listening to music
- 2. Sheila likes singing
- 3. Philip doesn't like watching TV
- 4. Harry likes playing board games
- 5. Sarah doesn't like dancing ballet
- 6. Ted doesn't like reading books

Which of these hobbies do you like?
 Carry out a mini class survey and find the three most popular hobbies.

THE MOST POPULAR HOBBIES



7 😊 **Let's play!**

Pantomime: 'What do you like?'



Play the game in 2 groups.
 One pupil from each group comes to the board and

mimes a hobby. The other group tries to guess the hobby. If they guess correctly, they win one point. At the end of the game, the group with the most points is **the winner**.



You can choose among the hobbies on pages 25 and 26 or you can mime another hobby. Can your classmates find it? To find the hobby, ask: "Do you like"?" To answer, say: "Yes, I do" or "No, I don't".

Can you think of other hobbies and mime them?



Remember!

I like (cycling) but I don't like (playing basketball)

Do you like (playing football?) – Yes, I do /No, I don't

Kostas/Maria likes (swimming) but he/she doesn't like (sailing)

Lesson 3: The Olympic Games

Crosscurricular Project



Project 1: Work in groups. Make small posters with pictures of ten Olympic sports. You can use photos from magazines or draw your own pictures. Write the name of the sport under its picture. Try to find names of athletes who are famous for doing these sports. You can find information in books or on the website of the Olympic Games, www.olympic.org, and you can download booklets with photos and information from the site of the Olympic Studies project of the Ministry of Education (Πρόγραμμα Ολυμπιακής Παιδείας, ΥΠΕΠΘ) at http://olympiakipaideia.instore.gr/index_gr.htm. Look at these examples:



Weightlifting
Pyros Dimas



Hurdling 400 m.
Fani Halkia



Long Jump
Konstantinos Tsiclitiras



Marathon
Spyridon Louis

What do you know about these sports? Find information about them and write it in your poster. You can write about the number of the players, the country where this sport is popular, what you need to play it.

Project 2: Work in groups. Look in your History book and see if there are Olympic sports in Ancient Greece that are Olympic sports of today.

Find information on how Ancient Greeks did these sports and talk about the differences between then and now. You can visit the site about the Olympic Games of the Ministry of Culture at


<http://odysseus.culture.gr/a/1/11/ga110.html>, or that of the Foundation of the Hellenic World (Ίδρυμα Μείζονος Ελληνισμού) at <http://olympics.ime.gr/>

▶▶ **Idea !** You can ask your Physical Education teacher to organize 'School Olympic Games'. Maybe you can be a gold, silver or bronze medallist!

▶ Μπορείς να πας στο **glossary** και να συμπληρώσεις τις σημασίες των καινούργιων λέξεων στα Ελληνικά και στο **grammar corner** για να δεις τη γραμματική αυτού του κεφαλαίου.

✦ **Self-Assessment test**
 ✦ **ΤΕΣΤ-ΑΥΤΟΑΞΙΟΛΟΓΗΣΗΣ**

1) Match the pictures to the words:



- a) basketball b) volleyball c) windsurfing
 d) baseball e) horse riding f) cycling
 g) cricket



1) 2) 3) 4) 5)
 6) 7)

Points: / 7

2) Match and draw lines:

- | | |
|--------------|------------------|
| collecting ● | ● photos |
| watching ● | ● comics |
| going ● | ● computer games |
| reading ● | ● stamps |
| playing ● | ● TV |
| collecting ● | ● to the cinema |
| taking ● | ● tree leaves |

Points: / 7

3) Can you write sentences?

1. I 



.....

2. I 



.....

3. I 



.....

4. I 



.....

Points: / 8

4) This is a letter that Elias is sending to his friend, Thanasis, in Lamia. Read it and fill in the missing words to talk about what the children like/don't like:

Αγαπημένε μου φίλε Θανάση,
χτες είχαμε πλάκα στην τάξη. Κάναμε μια έρευνα για το
τι χόμπι έχουμε. Μερικά παιδιά έδωσαν τις πιο τρελές
απαντήσεις που μπορείς να φανταστείς! Ο Κυριάκος
είπε ότι του αρέσει να μαζεύει φύλλα δέντρων αλλά δεν
του αρέσει να μαζεύει κάρτες ποδοσφαίρου, γιατί δεν
αγαπά το ποδόσφαιρο! Η Αναστασία έχει για χόμπι να
ακούει κλασσική μουσική και δεν της αρέσει η ποπ!
Και το πιο τρελό: Της Καίτης της αρέσει να παίζει
επιτραπέζια (τι βαρετό!) αλλά δεν της αρέσει να παίζει
παιχνίδια στον υπολογιστή, γιατί κάνει, λέει, κακό στα
μάτια! Εγώ τουλάχιστον έχω πιο φυσιολογικά χόμπι:
μου αρέσει να βλέπω τηλεόραση και να διαβάζω
κόμικς.....

Ο φίλος σου Ηλίας



- * Kateplaying computer games.
- * Elias watching TV and
reading comics.
- * Kyriakos collecting tree
leaves but he collecting football cards.
- * Anastasia listening to
classical music.

Points: / 10

5) Answer these questions about yourself:

*** Do you like playing football?**
.....

*** Do you like collecting tree leaves?**
.....

*** Do you like swimming?**
.....

*** Do you like climbing?**
.....

Points: / 8

Points: / 40

CIRCLE THE CORRECT FACE AND TALK ABOUT WHAT YOU CAN DO



I can use words for sports and hobbies

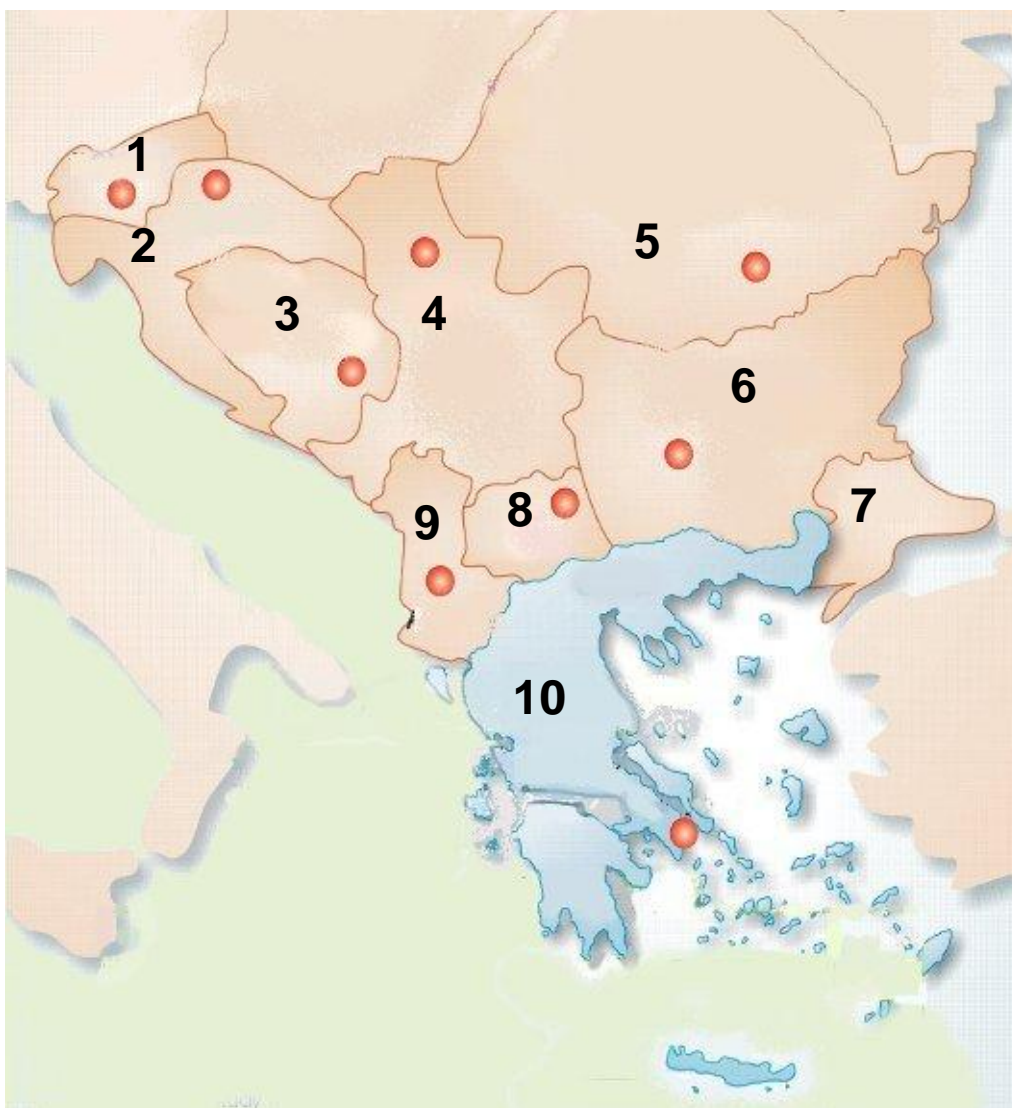


I can talk about the sports or hobbies I like or don't like



I can talk about which sports or hobbies my friends like

Unit 3: This is where I live




1	SLOVENIA
2	CROATIA
3	BOSNIA AND HERZEGOVINA
4	SERBIA
5	ROMANIA

6	BULGARIA
7	TURKEY
8	FYROM
9	ALBANIA
10	GREECE

In this unit you will learn to:

- ✓ Ask and answer about nationality
- ✓ Talk about laces/buildings/ facilities in your area/village/town/ city

Strategy corner – Listening

 When I do a listening task...	Yes	No
I try to understand the general meaning of the listening text		
I don't know all the words but it's OK if I can understand		
I try to listen for key words		
I need to study the questions before listening		
If I can't understand a lot, I ask my teacher to play the CD again		

Lesson 1: My country

1



Warm – up


✳ Which is the name of your country? Which is the capital city? Do you know any other European countries? What are their names in English?

2



Listen, read and find

Andrew's classmates, Nick and Sophia want to know about his country. Listen, read and find out: "Which city is Andrew from?"



Sophia: Well, Andrew, tell us about your country. Where is it?

Andrew: It's in Europe, like Greece. Its name is the 'United Kingdom'. It's in the North-West part of Europe. And there are four parts in it: England, Wales, Scotland and Northern Ireland.

Nick: And you are from Oxford, right?

Andrew: Yes, it's a city near London, the capital. It's in England.

Sophia: Can you tell us more about your country?

Andrew: It's a beautiful country. There are a lot of mountains, rivers and trees.

Sophia: Greece is beautiful, too. There are mountains, rivers, trees and beautiful beaches.

Nick: Oh, yes! Beaches!.....

Andrew: The sea!.....Greece is beautiful!



You've got 1 minute to find the secret word. It's a famous place in Oxford. Write the word: Then, count the letters and write down your score:.....

3



Speak and Write

Go to appendix IV. Look at map 1. Which is this country? What language do people speak there? Which is the capital city?

Country:.....
 Capital City.....
 Language.....

Now look at maps 2 and 3 in appendix IV and work in groups of 5. Look at the cities on the map. They are capital cities of five countries: **Egypt, China, Italy, Albania** and **Cyprus**. Match the capital cities to the countries and write your answers:



Country:
 Capital City:



Country:
 Capital City:



Country:
 Capital City:



Country:
 Capital City:



Country:
 Capital City:

4



Speak

Where are these children from? Match the children to the countries:



1. Robertina



2. Marina



3. Lee



4. Emily



5. Omar

a. Italy,
c. Egypt,

b. the United Kingdom,
d. China, e. Greece

1) 2) 3)4) 5)

Then turn to maps 2 and 3 in appendix IV and find the countries.

Now, you are one of these children. Draw his/ her face on your finger, go around the class, introduce yourself and ask: Hello! I'm from Egypt. I'm Egyptian. My name is Omar. Where are you from?

Use these words: Italian, British, Egyptian, Chinese, Greek

5




Listen and write

You are a postman and you've got letters for Andrew, Nick, Betty and Sophia from their pen friends, but you don't know which letter is for whom. Listen to the children talking about their pen friends and write the nationalities.

- * Andrew: my pen friend is
-
- * Nick: my pen friend is
-
- * Betty: my pen friend is
-
- * Sophia: my pen friend is
-


6   **Listen and sing**



I'm from Greece, I am Greek. Where are you from, where are you from?
I am from Italy, I am Italian. That's who I am, that's who I am. 

I'm from Egypt, I'm Egyptian. Where are you from, where are you from?

I am from China, I am Chinese. That's who I am, that's who I am.

I'm from England, I am English. Where are you from, where are you from? 

I am from Albania, I am Albanian. That's who I am, that's who I am.

**Find the country!**

Here are the flags of these countries. Play the game in pairs. Think of a flag but don't tell your classmate which one. He/she asks questions about the colours of the flags to guess which one it is. Look at this example:

Student A: Is it blue?

Student B: No, it isn't

Student A: Is it white?

Student B: Yes, it is

Student A: Is it green?

Student B: Yes, it is

Student A: So, it's the Italian flag!

But remember! You've only got five questions!



United Kingdom



Greece



Italy



Albania



China



Egypt



Remember!

**Where are you from? I'm from
(Greece). I'm (Greek)**

**Where is Roberto from? He is from
(Italy). He is (Italian)**

Lesson 2: My city

1



Warm – up

* Look at these places/buildings in a village/town/city.
What can you do there?



1) house, 2) post office, 3) theatre, 4) museum,
5) cafe, 6) cinema, 7) shopping centre,
8) block of flats, 9) sports centre, 10) church,
11) bank, 12) supermarket, 13) park, 14) school

2



Listen, read and find

Nick and Sophia want to learn about Andrew's city.
Listen, read and find out:

“What is Andrew's address in Athens?”



Nick: So, Andrew, tell me about your city in England. Is it a beautiful city?

Andrew: Oh, yes! Oxford is very beautiful! It's a very clean city and it's got a lot of flowers and trees. There aren't many blocks of flats but there are a lot of houses with gardens.

Sophia: And have you got in a house in Oxford?

Andrew: Yes, we've got a house with a small garden.

Sophia: Wow! Do you live in a house here in Athens?

Andrew: No, I live in a block of flats. It's at 28 Pefkonstreet.

Sophia: Really? We live in the same street! I live at 34 Pefkon street! We can come to school together in the morning!

Andrew: Yes! That's great!



You've got 1 minute to find the secret word. Andrew's flat is on this floor. Write the word:.....

Then, count the letters and write down your score:.....

3



Read and speak




the bank is next to the cinema



the museum is between the theatre and the cafe

Bond street



Baker Street



the sports centre is on the corner of Bond street and Baker street

Now work in pairs. You both live in the same area. One of you is resident A and the other is resident B. Look at your picture, ask and answer about your area and complete the map. Look at this example:

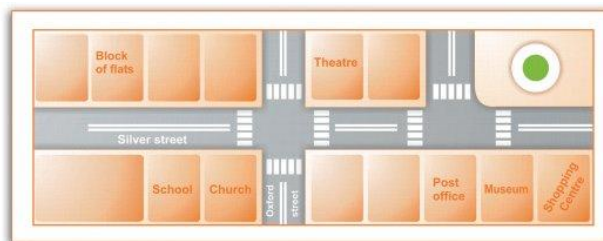
Resident A: Is there a supermarket next to the cinema?

Resident B: Yes, there is/No, there isn't.

When you find where a building is, write its name in the box. Write the names of seven buildings. The first pupil to write the names and complete the map is the winner!

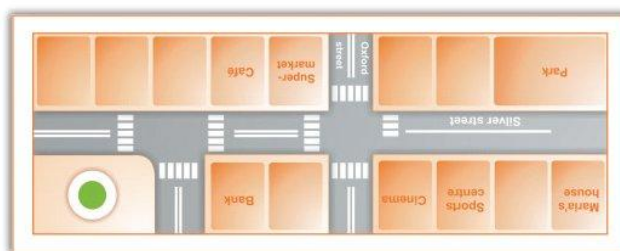
Resident A: Find these buildings on your map and fill in the empty boxes:

Maria's house,
sports centre,
cinema,
bank, park,
supermarket, café



Resident B: Find these buildings on your map and fill in the empty boxes:

block of flats,
theatre, school,
church, post office,
museum, shopping centre



4   **Write (+app. I)**

Write about your area and tell the class:

* In my area there is a(n) It's (next to/between/on the corner of)

There is a(n) , too. It's (next to/between/on the corner of)


5



Write and tick

Look at these photos and listen to what Greta is saying about her city. Find her city and put a ✓ in the box.

1.



2.



3.



4.



6



Let's play!

Around Greece:

Play this game in groups of 5 pupils.

Throw the dice, follow the instructions and move on the squares. The first pupil to get to the end is the winner!





**Have you got a dice? No? Don't worry!
Look! This is how you can make one!**

How to play the game

Start the game by putting all the pawns on number 1 and follow the instructions for each number:

You are on number...	If you throw 1, 2, 3...	If you throw 4, 5, 6...
1	You want to visit the White Tower in Thessaloniki. Miss a turn	You want to see the Royal Tomb of King Philippos of Macedonia at Vergina. Go to number 2
2	You want to see the ancient theatre of Dodoni. Go to number 3	The site of the Royal Tomb of King Philippos at Vergina is closed. Go back to number 1
3	The museum at Vergina is now open. Go back to number 2 and see the King's golden wreath	You want to visit Delphi to see the statue of Iniohos. Go to number 4
4	It's time to visit the Acropolis in Athens. Go to number 5	You want to watch a Greek play at the theatre of Dodoni. Go back to number 3


<p>5</p>	<p>You want to sit on Pythia's throne. Go back to number 4</p>	<p>You want to visit the ancient theatre of Epidavros. Go to number 6</p>
<p>6</p>	<p>You want to visit Olympia and see the stadium of the first Olympic Games. Go to number 7</p>	<p>You want to see the marbles of the Parthenon at the Acropolis museum. Go back to number 5</p>
<p>7</p>	<p>You want to climb the stairs of the ancient theatre of Epidavros. Go back to number 6</p>	<p>You want to see the palace of Minos at Knossos. Go to number 8</p>
<p>8</p>	<p>You want to run at the ancient stadium of Olympia. Go back to number 7</p>	<p>Congratulations! Go to number 9 and visit the temple of Aphaea on the island of Aegina! You are the winner!</p>

Lesson 3: Let's talk about Greece

Crosscurricular Project



Work in groups. Look in books or atlases and find an area or a city / town in your favourite part of Greece. Draw or find a map of this area/city/town and look for information about it. Make a poster.



Here are some questions you can answer:

- * Where is it? (Is it near the sea, near a lake or a river or on a mountain?)
- * Is it in the southern/northern/ eastern /western part of Greece?
- * If it is a large area, which are the important cities/towns in it?
- * Are there any mountains, lakes, rivers in this area?
- * Which sights can you see there?
- * What can you eat there? Are there any famous products of this area?
- * Are there any festivals that you can go to?
- * Are there any rare animals that live there?
- * Are there any rare trees, plants that you can see there?

You can look at the website of the Greek National Tourism Organisation (GNTO). It is www.gnto.gr. You can also look at the website of the Ministry of Culture. It is www.culture.gr

Look at this example:



Name: Central Macedonia

Capital city: Thessaloniki

Other important cities: Katerini, Serres, Kilkis, Edessa, Veria, Naousa, Polygyros

Sights: the Royal Tomb of King Philippos of Macedonia in Vergina, the White Tower in Thessaloniki, the Macedonian Tombs at Pella, the ancient city of Dion near Katerini

Mountains: Olympos, Athos, Vermio, Paggeo, Pieria

Lakes: Volvi, Doirani, Kerkini

Festivals: the Carnival in Naousa

Rare animals: the brown bear on the mountains near Florina, the Greek wolf on Pindos

(Simplified and abridged from www.gnto.gr and www.culture.gr)

▶ Μπορείς να πας στο **glossary** και να συμπληρώσεις τις σημασίες των καινούργιων λέξεων στα Ελληνικά και στο **grammar corner** για να δεις τη γραμματική αυτού του κεφαλαίου.

✳ **Self-Assessment test**
 ✳ **ΤΕΣΤ-ΑΥΤΟΑΞΙΟΛΟΓΗΣΗΣ**

1) Look at the flags and write the countries:



1)

2)

3)



4).....

5).....

6).....

Points /6

2) Write the nationalities:

1. Amir is from Egypt. He is
2. Claudio is from Italy. He is
3. Tina is from Albania. She is
4. Yang is from China. He is
5. Julia is from the U.K. She is
6. Giorgos is from Greece. He is

Points /6

3) What can you see in this picture? Find the hidden words:

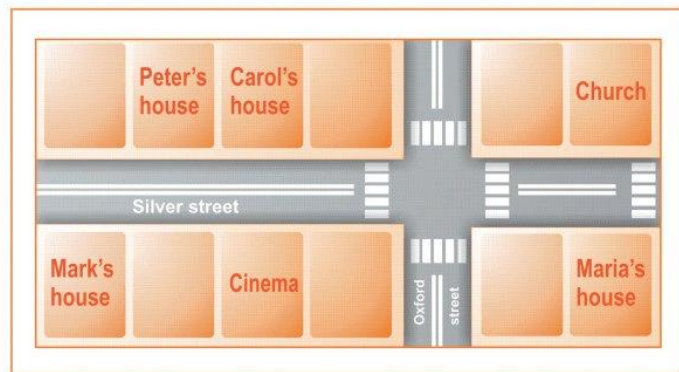


1. hsoe =
2. psot oifcfe =
3. tehrtae =
4. meusum =
5. cfaI =
6. cenima =
7. sophnigp cnerte =
8. bockl of ftals =
9. sorpts cnerte =
10. cruhch =
11. bnak =
12. serpmureka =
13. prak =
14. sohcol =

Points /14

4) Read the information and write the missing words/phrases in the empty boxes. Use these words /phrases:

**Robin's house, bank,
Patrick's house,
Rita's house,
Simon's house,
post office**



- * **Maria's house is next to Robin's house**
- * **Carol's house is between Peter's house and the bank**
- * **Patrick's house is on the corner of Silver street and Oxford street, next to the cinema**
- * **Rita's house is between the cinema and Mark's house**
- * **Simon's house is next to Peter's house**
- * **The post office is next to the church**

Points /6

5) What's your dream city like? What is/isn't there in it? Write about it.

In my dream city there
..... but there
.....
.....

Points /8

Total: /40

CIRCLE THE CORRECT FACE AND TALK ABOUT WHAT YOU CAN DO



I can use the names of countries, capital cities and nationalities



I can talk about places/ buildings in a village/town/city



I can talk about important places in my country


Unit 4: Time



In this unit you will learn to:

- ✓ Ask and answer about time
- ✓ Talk about months and seasons
- ✓ Ask and answer about the weather
- ✓ Talk about what we do in different months/seasons in the year

Strategy corner – Speaking

 When I do a listening task...	Yes	No
I find it difficult, I don't know what to say		
I am afraid of making mistakes		
If I need to use a word I don't know, I try to use another one		
I don't mind making mistakes, if my friends and my teacher can understand what I'm trying to say		
I don't mind making mistakes in front of my teacher, only he/she can correct them		
I don't like making mistakes in front of my classmates		

Lesson 1: Happy Birthday!

1



Warm – up

- * How old are you? When is your birthday?
- * Have you got a name day? When is it?
- * Which is your favourite season and why?
- * Can you tell the time? What time is it now? What time do you come to school every day? What time do you go home?



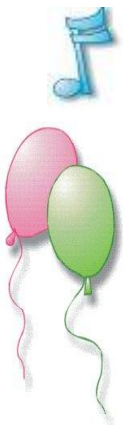
2



Listen, read and find

One of Andrew's friends is having a party on Saturday. Listen, read and find out: "Who is having the party and why?"

Come to my party!



Come to my birthday party! It's on Saturday May 3rd, at 7.30 p.m. My address is 34 Peristaseos street. We can dance, play computer games, sing karaoke, play in the garden and have lots of fun!

Sophia

PS. There are a lot of surprises and prizes for the best dancer and singer!





You've got 1 minute to find the secret word. It's the prize for the best dancer. **But, be careful! This time the letters are jumbled!** Write the word: Then, count the letters and write down your score:

3



Listen, sing and colour



January, February, March, April, May, June, July, August, September, October, November, December



4



Listen and match

Do you know the four seasons? Match the pictures to the words:



a. winter b. spring c. summer d. autumn

1) 2) 3) 4)

Now colour the winter months grey, the spring months green, the summer months red and the autumn months yellow

January, February, March, April, May, June, July, August, September, October, November, December

Which is your favourite season?

.....

Why? What can you do then?

.....
.....

5  **Write and speak**

Look at Sophia's invitation. Her party is on **Saturday May 3rd**. Her birthday is in **May**.



When is **your** birthday? In which month? Can you tell the class?

✳ My birthday is in

When is your friend's birthday? Ask the pupil sitting next to you and report his/her answer to the class:

✳ My friend's

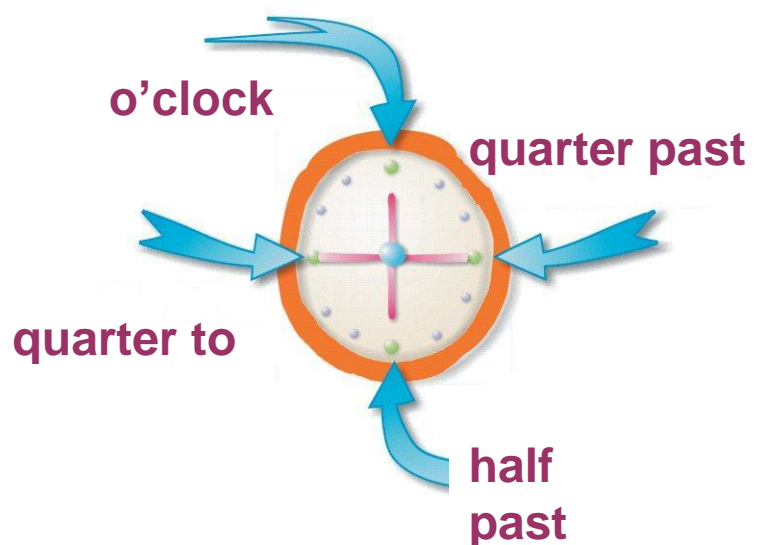
..... birthday is in

.....

6  **New words!**

What time is Sophia's party?
Can you read it? Look at this clock and learn

to tell the time:



7**Listen and tick**

Andrew wants to watch some programmes on TV, but he doesn't know what time they are on. He is asking his mother. Can you help him fill in the boxes?

ET1

<input type="checkbox"/>	Κινούμενα σχέδια Οικογένεια Παπαδοπούλου, καθημερινή σειρά Μαρία Κάλλας, μια αξέχαστη ντίβα, ντοκιμαντέρ Η Ωραία και το Τέρας, σειρά Ελληνικής παραγωγής Πολυθρόνα για τρεις, κωμωδία Αμερικανικής παραγωγής Ειδήσεις
19.15	
20.00	
21.00	
21.45	
23.00	

NET

19.00	Ειδήσεις στη νοηματική γλώσσα Η τύχη είναι μαζί σου, τηλεπαιχνίδι
19.15	E.T., my friend, σήριαλ Επιστημονικής φαντασίας
<input type="checkbox"/>	Ειδήσεις Αφιέρωμα: Μάνος Χατζιδάκις
21.00	Η ΠΑΡΙΖΙΑΝΑ
21.45	Κωμωδία, Παραγωγής ΦΙΝΟΣ ΦΙΛΜΣ 1969

ET3

18.15	Εικόνες από τον κόσμο, ταξιδιωτικό ντοκιμαντέρ
18.45	Σινεμάτοπολη, κινηματογραφικό μαγκαζίνο Ειδήσεις
19.30	Ποδόσφαιρο Ολυμπιακός- Παναθηναϊκός
<input type="text"/>	Ζορό, ταινία Ισπανικής παραγωγής
21.45	Νυκτερινές ειδήσεις
23.15	

8



Let's play

Bingo!

Write six different months in the boxes and listen to your teacher. He/she is going to call out months. When you hear one of your months, tick ✓ the box. When you hear all your months and tick all your boxes, call out **Bingo!** You are **the winner!** But **remember!** Read out your months in class!

Use a pencil!





Remember!

My birthday is in June

It's nine o'clock-9.00, It's half past nine-9.30.

It's (a) quarter past nine-9.15, It's (a) quarter to nine-8.45

Lesson 2: What's the weather like?

1



Warm – up

Can you answer these questions?

- ✳ Is it cold or hot today?
- ✳ Is it raining?
- ✳ Is it snowing?

2



Listen, read and find

It's Sophia's party today. Her friends are here. Listen, read and find out: "Is it hot in the garden?"

Happy Birthday to you,
Happy Birthday to you,
Happy Birthday Sophia
Happy Birthday to you!!!



Andrew, Nick, Kate, Angela: Happy birthday, Sophia!

Sophia: Thank you! Now, let's play! What do you want to play?

Andrew: Let's play computer games!

Kate: No, it's boring!

Listen! I've got an idea! Let's play hide and seek in the garden!

Nick: Great idea! It's a beautiful, sunny day!

.....

Andrew: Oh, no! It's windy!

Nick: And it's cloudy!

Sophia: And now it's raining! What a great party!



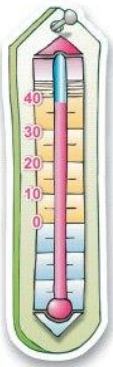
You've got 1 minute to find the secret word. It's how Sophia feels now.

Write the word: Then, count the letters and write down your score:

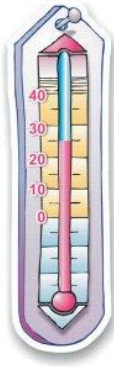
3



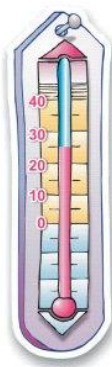
New Words!



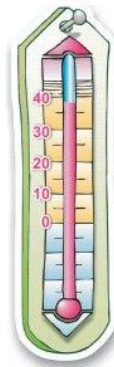
It's hot



It's warm



It's chilly



It's cold



It's sunny



It's windy



It's cloudy



it's raining



It's snowing

4



Listen and sing

The weather song



In the winter
It is snowy and it's cold
And we make a snowman-it's tall!

In the spring
It's warm and sunny
And we make an Easter bunny

Fa - la - la - la

Fa - la - la - la

Fa - la - la



In the summer
Hot and sunny every day
And we swim and we go on
holiday

In the autumn

Cloudy, rainy

And at school our books are many

Fa - la - la - la

Fa - la - la - la

Fa - la - la



5



Let's play!

Crazy habits!

Work in pairs. Put six **crazy ticks** in your box. Take turns to ask your partner questions and find out where his/her ticks are. The first student to find his/her partner's ticks is **the winner!**

Look at this example:

Student A: Do we swim in the sea in December?

Student B: Yes, we do! One point for you!



Student A	January	March	May	July	September	December
go on holiday						
eat ice cream						
swim in the sea						
Play in the park						
Fly a kite						
Go skiing						

Student B	January	March	May	July	September	December
go on holiday						
eat ice cream						
swim in the sea						
Play in the park						
fly a kite						
go skiing						





It's August and Sophia is on holiday. This is what she does on certain days. Listen and match:

1. On Mondays...


2. On Tuesdays...

3. On Wednesdays...

4. On Thursdays...



c. ... I play board games with my brother

d.  ... I play basketball with my friends



1) 2) 3) 4)

Now, talk about **your** habits. Talk about two days:

* On I
.....
and on I
.....

Remember!

**In the summer we go
on holiday and we swim
in the sea**

In December we go skiing

**On Mondays I ride
my bike in the park**



Lesson 3: Weather around the world

Crosscurricular Project



Work in groups. You can choose your project.

Project 1

* Group A:

Draw a map of Greece on a poster.

Make weather

drawings on the map and write about the weather on a day. You can find this information on the TV or the radio. You can also telephone 1448 or visit the website of EMY. It's www.hnms.gr.

* Group B: Make a collage. Find or draw pictures of houses in different areas in the world, where the climate is different (e.g. an igloo in Alaska, a hut in Africa).

* Group C: Make a collage. Find information about food in different places in the world, where the climate is different (e.g. Do people in Northern Europe eat a lot of fresh fruit and vegetables?)

* Group D: Make a collage. Find information about jobs in different places in the world, where the climate is different (e.g. How many fishermen or farmers are there on Greek islands and in areas in Macedonia?)

Project 2: Can you write a poem about your favourite season?

Look at this example. It's Sam's poem. Sam is a young pupil at Barnfields Primary School in Wildwood, Staffordshire in England.



Spring

Baby lambs are being born

Spring is here.

Daffodils are dancing

Spring is here

Sun is shining

Spring is here.

Rabbits are hopping

Spring is here

Chicks are hatching

Spring is here.

Trees are blossoming

Spring is here



By Sam

(From <http://www.barnfields.staffs.sch.uk>)

Now, can you write your poem?

- * **Group A:** write about winter
- * **Group B:** write about spring
- * **Group C:** write about summer
- * **Group D:** write about autumn

► Μπορείς να πας στο **glossary** και να συμπληρώσεις τις σημασίες των καινούργιων λέξεων στα Ελληνικά και στο **grammar corner** για να δεις τη γραμματική αυτού του κεφαλαίου.

✦ **Self-Assessment test**
 ✦ **ΤΕΣΤ-ΑΥΤΟΑΞΙΟΛΟΓΗΣΗΣ**

1) Write the months.

1.	D		C		M		E	
2.		O		T	O			R
3.			A	N		A	R	
4.		S		P	T			B
5.	M			C	H			
6.		U		U	S			
7.			N	O		E		
8.				F	E		R	
			the					
9.	J			Y				
10.			N	E				
11.				A				
12.		A		R	I			

Points / 12

2) What's the weather like?

1.		2.		3.		4.	
----	---	----	---	----	--	----	---

1. 2.
 3. 4.

Points / 4

3) Look at the clocks and write the time:



1.



2.



3.



4.

1.

2.

3.

4.

4) Look at the pictures and write what we do in each season:



summer



autumn



winter



spring

✦ In the summer we and.....

✦ In the autumn we and.....

✦ In the winter we and.....

✦ In the spring we and.....

Points / 16

Total / 40

CIRCLE THE CORRECT FACE AND TALK ABOUT WHAT YOU CAN DO



I can use the names of the months and the four seasons




I can talk about the weather



I can talk about what people do in each season

Unit 5: Habits and customs




In this unit you will learn to:

- ✓ Talk about personal habits
- ✓ Talk about customs

Strategy corner – Writing

✍ When I'm trying to write a text...	Yes	No
I never make a plan, it's boring		
I always make a plan, it helps me organize my thoughts		
I always ask my teacher for the words I don't know. I can't write well, if I don't know all the words I need		

 When I'm trying to write a text...	Yes No
I don't worry about unknown words, I try to use other words	
It helps me to talk about the writing task in class and write questions / prompts about it	
It's better for me to work in groups or pairs	
It's better for me to work alone	

Lesson 1: What's the weather like?

1



Warm – up

✳ Do you brush your teeth every day? Do you always do your homework? Do you play football or computer games? How often do you do these things?

2



Listen, read and find

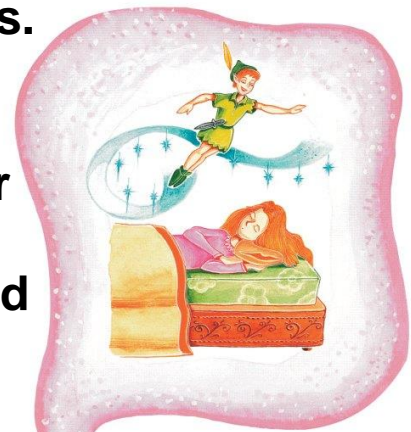
Betty and Sophia are talking. Betty is telling Sophia, about a dream she sometimes has. Listen, read and find out: “What’s Betty’s favourite story?”

Betty: ...and I sometimes have this dream! In my dream I live in Neverland, Peter Pan’s island. There, I always wake up at 10 o’clock in the morning and I never go to school and, of course, I never do any homework. Every morning I fly over Captain Hook’s ship with Peter Pan and Tinker Bell and in the afternoon I often play games with the Lost Boys, Peter Pan’s friends.

My favourite game is cake war. The Lost Boys are so funny! We sometimes explore the island together and come back to our cave I ate at night. So, I always go to bed late and I never brush my teeth.

Sophia: Wow! I really like this life!

Betty: Yes, I like it, too, but then I wake up and I realize it’s only a dream.....





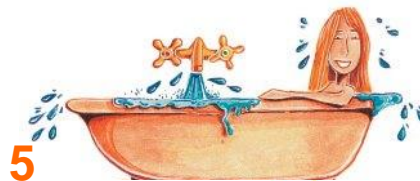

You've got 1 minute to find the secret word. It's what Betty has for lunch with Peter Pan and the Lost Boys. Write the word: Then, count the letters and write down your score:

3



New Words!

In her dream, Betty talks about things she does at Neverland. But at home, she does other things. Look at the pictures and match them to the phrases:



- a) take a bath,
- b) take exercise,
- c) get up early,
- d) go to bed early,
- e) clean up my room,
- f) wash my hands,
- g) brush my teeth,
- h) do my homework,
- i) make my bed

- 1)
- 2)
- 3)
- 4)
- 5)
- 6)
- 7)
- 8)
- 9)




What do you do at home? Is your life like Betty's life in her dream? Talk about four things you do or don't do at home. Use these words and phrases:

always /every day

Often

Sometimes

never



wash my hands, do my homework, eat ice cream, make
my bed,
play computer games, watch TV, get up early, go to bed
early,
clean up my room, brush my teeth, take exercise, take a
bath

- 1
- 2
- 3
- 4

Report your sentences to the class. Then you can play a game!

Bingo:


Tick four boxes and listen to your teacher. If he/she says all of your sentences, you are the winner. **But, remember!** You have to report your sentences to the class!

Betty	always	often	sometimes	never
does her homework				
brushes her teeth				
makes her bed				


5



Listen and sing

 I never brush my teeth
I never have a bath
I always watch TV
and play in the park
I'm Betty the bad kid
Oh, No! It's just a dream!










 I never clean my room
I never help my mum
I always get up late
and play in the sun
I'm Betty the bad kid
Oh, No! It's just a dream!



6**Listen and tick**

Sophia is asking Betty about her real life. Listen and tick the correct box.

		always	often	sometime s	never
1					
2					
3					
4					
5					
6					
7					



Crazy pairs:

Write one of your habits on a slip of paper (e.g. I eat ice cream). Then, fold the paper so that nobody can read it. Exchange papers with a partner, but **don't** read his/her paper. Now, write a word/phrase for how often (e.g. never, every day, every Monday) on the back of the slip. Read the sentences out in class. Are they crazy?

Remember!

I always brush my teeth in the morning

I usually play computer games at the weekends

Betty often makes her bed

Betty never watches TV on Mondays



Lesson 2: British customs

1



Warm – up

★ Habits can be ‘personal’ or ‘national’. ‘National’ habits are called customs. Do you know any holiday customs that we have? (e.g. at Christmas, at Easter, on National Holidays)? Tell the class.

2



Listen, read and find

Here is some information about customs on two holidays in the UK. Listen, read and find out: “When do children open their Christmas presents in Great Britain?”

Christmas is **B**ritain’s most popular holiday. At Christmas, people decorate the Christmas tree  and their houses, they often send cards to each  other and children sing carols in the street.  At home, children have got a stocking  and Father Christmas (**S**anta Claus)  puts presents in it. They always open their presents on Christmas Day. In the evening the **f**amily has Christmas dinner. They eat roast turkey  or beef with fried potatoes and Brussels sprouts. For dessert, they often have sweet **m**ince pies or **C**hristmas pudding.  At Christmas dinner, they put Christmas crackers  on each plate. In the crackers, there is usually a party hat, a **r**iddle and a toy.

Halloween is on 31 October and is a time of pumpkins, candies, ghosts  and witches  and people decorate their houses with 'Jack-o-Lanterns'.  On Halloween, children dress up in fancy costumes and they go 'Trick or Treat' from door to door. People give them goodies like candies, caramel apples or popcorn balls. Sometimes there are spooky parties and children often play 'ducking for apples' and 'pin-the-tail-on-the-donkey'.



You've got 1 minute to find the secret words (two words). It's an important English Holiday on November 5th. Write the words Then, count the letters and write down your score:



Match the words to the pictures:



1.



2.



3.




4.



5.



6.



7.



8.



9.



10.



11.

a) ghost, b) Christmas pudding, c) Christmas card,
 d) Santa Claus, e) stocking, f) Christmas cracker,
 g) pumpkin, h) candy, i) witch, j) Christmas tree,
 k) roast turkey

1) 2) 3) 4) 5)
 6) 7) 8) 9) 10) 11)

Put these words in the blanks:

put, eat, open, sing, send, decorate, go



1. On Halloween people their houses with Jack-O-lanterns and to spooky parties
2. Children their presents on Christmas Day
3. At Christmas people roast turkey for dinner
4. At Christmas children their stockings on the fireplace
5. At Christmas people cards to each other
6. Children carols in the street

5**Listen and write**

Andrew is telling us about another English special day, Bonfire Night (or Guy Fawkes Night). Listen and fill in the information in the box. Use these words:

penny, guy, watch, November, gardens

Bonfire Night is on (1) 5th. On this day people (2) fireworks and have bonfire parties in their (3) Some children make a (4), a figure of a man made of old clothes. They take their guy in the street and ask for “a (5) for the guy”. On Bonfire Night they burn it on top of a bonfire.



* Is there a special day like Bonfire Night in Greece or in another country? When, why and how do we celebrate it?

6**Let's play!****Christmas bag!**

Play this game in two teams. In 5 minutes, write as many Christmas words as you can on slips of paper and put them in a bag. Then come to the board and act out (you can't speak!) a word from the opposite team's bag. If the players in your team guess the word correctly, your team gets one point. Play the game for 10 minutes. The team with the most points is the winner.



Lesson 3: Finding out about habits and customs



Crosscurricular Project




Work in groups. You can choose your project.

Project 1: Groups A and B: Habits survey

Carry out a survey about children's habits and talk about similarities and differences.

- * **Group A:** Make a graph about your classmates' habits.
- * **Group B:** Make a graph about other children's habits. Ask your cousins, friends from other cities or your pen friends from other countries.

Project 2: Groups C and D: Customs around the world



Find information about Christmas and Easter customs in other countries and talk about similarities and differences.

- * **Group C:** Find out about Christmas and Easter customs in Great Britain or other countries.
- * **Group D:** Find out about Christmas and Easter customs in Greece.



You can look at:

- www.gnto.gr, the site of the Greek National Tourism Organization.
- <http://dim-sapon.rod.sch.gr>, the website of the Primary School of Sapes.
- <http://11dim-evosm.thess.sch.gr>, the site of the 11th Primary School of Evosmos, Thessaloniki.
- <http://dim-rizou.pel.sch.gr>, the website of the Primary School of Rizos.
- www.haef.gr/chilias, the site of the Athens College.

▶▶ **Idea !** Are there students in your class from other countries? Maybe they can talk to the class about Christmas and Easter customs or other religious festivals in their countries!

▶▶ Μπορείς να πας στο **glossary** και να συμπληρώσεις τις σημασίες των καινούργιων λέξεων στα Ελληνικά και στο **grammar corner** για να δεις τη γραμματική αυτού του κεφαλαίου.

✦ **Self-Assessment test**

✦ **ΤΕΣΤ-ΑΥΤΟΑΞΙΟΛΟΓΗΣΗΣ**

1) Match the pictures to the phrases:



1.



2.



3.



4.



5.



6.



7.



8.



9.



10.

- a) wash my hands, b) do my homework, c) watch TV,**
d) make my bed e) take exercise, f) get up early,
g) go to bed early, h) clean up my room,
i) brush my teeth, j) take a bath,

- 1) 2) 3) 4) 5)
 6) 7) 8) 9) 10).....

Points / 10

2) Use these words and talk about some of your habits:

always, often, sometimes, never

- ✦
- ✦
- ✦
- ✦

Points / 12

3) Look at the table and write four sentences about the children in the box. Follow the example: **Melissa sometimes cleans her shoes**

	Mark	Melissa	Oscar
read comics in bed	always	never	sometimes
watch TV in the afternoon	often	always	sometimes
clean my shoes	always	sometimes	never
eat fast food	often	never	sometimes
help my mum	never	sometimes	always

- *
- *
- *
- *

Points / 8

4) Put the missing words in the sentences. Use these words:

decorate, eat, put, sing, open

1. At Christmas we (1) a tree and (2) the presents under it.
2. Children (3) carols in the street and (4) their presents on Christmas Day.

3. At Christmas people (5) mince pies for dessert.

Points / 5

5) Read the information in the box and say if the following statements are **TRUE** or **FALSE**:

Η Μεγάλη Εβδομάδα (Holy Week) ξεκινάει από την Κυριακή των Βαΐων. Χαρακτηριστικό έθιμο αυτής της ημέρας είναι ο στολισμός των εκκλησιών με βάνια, τα οποία και μοιράζονται στους πιστούς. Τη Μεγάλη Δευτέρα (Holy Monday) εντείνεται η νηστεία της Σαρακοστής που έχει αρχίσει από την Καθαρή Δευτέρα. Τη Μεγάλη Τρίτη (Holy Tuesday) πάμε στην εκκλησία και ακούμε το τροπάριο της Κασσιανής. Τη Μεγάλη Τετάρτη (Holy Wednesday) γίνεται στην εκκλησία το Ευχέλαιο και ο παπάς αλείφει σταυρωτά το πρόσωπο κάθε χριστιανού με λάδι. Τη Μεγάλη Πέμπτη (Holy Thursday) έχουμε το ζύμωμα της κουλούρας και το βάψιμο των αυγών. Τα παιδιά στολίζουν πολλές φορές τα αυγά με χαλκομανίες. Αργά το βράδυ, στολίζεται ο Επιτάφιος (Epitaph) με λουλούδια από κορίτσια και γυναίκες. Τη Μεγάλη Παρασκευή (Holy Friday) το μεσημέρι γίνεται η Αποκαθήλωση του Χριστού και το βράδυ γίνεται η περιφορά του Επιταφίου. Το Μεγάλο Σάββατο (Holy Saturday) το βράδυ πηγαίνουμε στην εκκλησία για να ακούσουμε και να ψάλλουμε το “Χριστός Ανέστη”. Ανάβουμε τις λαμπάδες μας, φιλάμε τους συγγενείς και φίλους μας και γυρνάμε στο σπίτι για την παραδοσιακή μαγειρίτσα και το τσούγκρισμα των αυγών. Την Κυριακή του Πάσχα (Easter Sunday) σουβλίζουμε το αρνί και κάνουμε μια μεγάλη γιορτή με τους συγγενείς και τους φίλους μας.

- | | | |
|--|---|---|
| 1. We don't go to church on Holy Tuesday | T | F |
| 2. We make bread cakes and decorate the eggs on Holy Wednesday | T | F |
| 3. On Holy Thursday we decorate the Epitaph with flowers | T | F |
| 4. On Holy Saturday night we go to church | T | F |
| 5. On Easter Sunday we eat fish | T | F |

Points: / 5

Total: / 40

CIRCLE THE CORRECT FACE AND TALK ABOUT WHAT YOU CAN DO



I can talk about my habits



I can talk about my friends' habits



I can talk about customs on special days and holidays in the United Kingdom, Greece and other countries

WORK AT YOUR OWN PACE


Δούλεψε στους δικούς σου ρυθμούς



Unit 1
Lesson 2

8  Write and speak

Γράψε το πρόγραμμά σου στον παρακάτω πίνακα και στείλε το σε ένα φίλο σου μαζί με ένα γράμμα. Μπορείς να του/της ζητήσεις να σου στείλει το δικό του πρόγραμμα (αν έχεις φίλο από αλληλογραφία στον οποίο γράφεις γράμματα στα Αγγλικά ή κάποιον ξάδελφο/η σε μια Αγγλόφωνη χώρα ακόμα καλύτερα). Υπάρχουν διαφορές ανάμεσα στα δύο προγράμματα; Κάνετε τα ίδια μαθήματα;



	Name:		Class: ...
	Monday	Tuesday	Wednesday
	break		
	break		
	break		

	Thursday	Friday
	Break	
	Break	
	Break	

Θυμάσαι τι σημαίνουν αυτές οι λέξεις; Θα τις χρειαστείς:

**Language, Maths, Religious Education,
Environmental Studies, Physical Education, Music,
English, Art, History**



Τώρα δες το πρόγραμμα του Andrew στο μάθημα 2, βρες διαφορές ανάμεσα σε αυτό και το δικό σου και μίλησε για αυτές. Μπορείς να μιλήσεις για τις διαφορές ανάμεσα στις μέρες που έχετε το ίδιο μάθημα: π.χ. “Andrew has got Maths on Monday but I’ve got Maths on Tuesday” ή να μιλήσεις για τις διαφορές στο πόσες φορές την εβδομάδα κάνετε ένα μάθημα: π.χ. “Andrew has got E.S. three times a week but I’ve got E.S. four times a week”.

Can you do extra work?

Διάβασε τα σχόλια που έχει γράψει η δασκάλα της Σοφίας στον έλεγχό της. Μάντεψε για ποιο μάθημα είναι. Διάλεξε λέξεις από τη λίστα που βρίσκεται παρακάτω και βάλε τις στη σωστή θέση στον έλεγχο.

**Language, Maths, Religious Education,
Environmental Studies, Physical Education, Music,
English, Art, History**

**Brownhill School
School Report**

Name: Sophia Milton

Class: D

Subject	Mark	Comments
	A	Sophia is an excellent student. She can read very well and she's very good at grammar.
	B	She doesn't try very hard. She doesn't like numbers very much.
	A	She is excellent. She loves animals and she knows a lot about them.
	A	She is very interested in the subject. She knows a lot about the Acropolis and the Parthenon.
	A	She is excellent and she knows a lot about Jesus Christ and his life.
	A+	She can make beautiful pictures.
	A+	She is very interested in the subject and she can sing very well.
	A-	Sophia is very good at running but she must try and learn how to play basketball.

**Her teacher
Alice White**

Unit 2

Lesson 1

7



Read and match

Ταίριαξε τις εικόνες με τις λέξεις:

a. baseball,
d. hockey,

b. cricket,
e. tae kwon do,

c. rugby,
f. football



1) 2) 3) 4) 5) 6)

Τα παραπάνω αθλήματα είναι δημοφιλή σε άλλες χώρες (σε κάποιες χώρες οι άνθρωποι αγαπούν δυο ή τρία αθλήματα). Ταίριαξε τις χώρες με τα αθλήματα. Για να βοηθηθείς υπάρχει το πρώτο γράμμα του κάθε αθλήματος.

Great Britain, Brazil, USA, Greece, India, Korea

Great Britain: f....., c....., r....., h.....

Brazil: f.....

USA: b....., r.....

Greece: f.....

India: f....., h.....

Korea: t..... k..... d.....

Τι ξέρεις για αυτά τα αθλήματα; Πώς παίζονται; Σε ποια χρειάζεται μπάλα; Τι είδους μπάλα χρησιμοποιείται; Χρησιμοποιείται άλλος εξοπλισμός; Αν ξέρεις κάτι για το πώς παίζονται, σήκω επάνω και δείξε το στους συμμαθητές σου.

Τα αθλήματα αυτά είναι δημοφιλή στην Ελλάδα; Ξέρεις άλλα αθλήματα που είναι δημοφιλή σε άλλες χώρες αλλά όχι τόσο γνωστά στην Ελλάδα;

Can you do extra work?

Χρησιμοποίησε τις παρακάτω πληροφορίες για ένα παιδί, τον Harry και φτιάξε ένα κείμενο που να μιλά για αυτόν.



Name:	Harry Topper
Age:	9
Class:	D
Favourite Subject:	Language
Favourite Sport:	basketball
Favourite hobby:	fishing

Harry Topper is

.....

.....

.....

.....

.....

.....

.....

.....

.....


.....

Unit 3

Lesson 2



Γράψε για την περιοχή που ζεις. Θυμάσαι τι σημαίνουν οι παρακάτω λέξεις; Θα τις χρειαστείς για να συμπληρώσεις τα κενά:



school, house, block of flats, cinema, theatre, sports centre, museum, park, supermarket, cafe, shopping centre, church, bank, post office

Πρέπει επίσης να θυμάσαι και τι σημαίνουν οι λέξεις/φράσεις **next to, between, on the corner of**. Πρέπει να διαλέξεις ποια χρειάζεσαι.

In my area there is a(n)..... It's (next to/between/on the corner of)



There is a(n), too. It's (next to/between/on the corner of).....

Can you do extra work?

Αυτό το κείμενο προέρχεται από ένα τουριστικό έντυπο για μια αγορά στην πόλη Oxford. Διάβασέ το και βρες τουλάχιστον τρία πράγματα που μπορείς να αγοράσεις εκεί. Μπορείς ίσως να βρεις περισσότερα; Πόσα ακόμα; Μην ανησυχείς αν δεν μπορείς να καταλάβεις όλα όσα διαβάζεις.

The Covered Market

The Covered Market of Oxford was created in 1772. Today the market is more of a lively collection of small shops and stalls where tourists can find everything from clothes and gifts to Oxford sausages or old books. There are cafes, sandwich stalls, bakeries with fresh bread, butchers' with the famous sausages, delicatessens, greengrocers' with fresh fruit and florists' with beautiful flowers.

Open: Mon-Sat, 8.00-17.00

(simplified and abridged from

<http://www.e-ravelguide.info/Oxford/shops.htm>)

Tick at least three boxes

Sandwiches	
Hamburgers	
Bicycles	
Gifts	
Oranges	
Flowers	
Clothes	
Books	
Coffee	
Bread	
Cheese	
Sausages	
Footballs	



Unit 4

Lesson 2

6   **Listen and write**

Γράψε δυο από τις συνήθειές σου και τις μέρες τις οποίες τις κάνεις. Σκέψου τι κάνεις τις καθημερινές και τι κάνεις το Σαββατοκύριακο. Αλλάζουν οι συνήθειές σου; Μπορείς να χρησιμοποιήσεις τις παρακάτω φράσεις. Θυμάσαι τι σημαίνουν;

watch TV, play at the park, play with my friends, do my homework



* On I
.....
and on I

Can you do extra work?

1. Διάβασε τις πληροφορίες και συμπλήρωσε τον παρακάτω πίνακα βάζοντας την κατάλληλη φράση του καιρού στα κουτάκια (κάποια κουτάκια μπορεί να μείνουν κενά). Διάλεξε από τις παρακάτω φράσεις:

**it's hot, it's sunny,
it's rainy, it's cold**

.....σε αυτή την περιοχή της Κίνας η άνοιξη και το καλοκαίρι είναι πολύ ζεστές εποχές αλλά οι χειμώνες είναι κρύοι και επικρατεί συνήθως συννεφιά....
...η Βραζιλία είναι μια χώρα με ζεστά καλοκαίρια γεμάτα λιακάδα αλλά κρύους και βροχερούς χειμώνες....

...η κεντρική Αφρική είναι μια περιοχή της γης με πολύ υψηλές θερμοκρασίες την ημέρα σε όλη τη διάρκεια του χρόνου....

....στην Ινδία, τα καλοκαίρια είναι ζεστά αλλά την εποχή των μουσώνων (φθινόπωρο και χειμώνα) έχει πολλές βροχές.....

	winter	spring	summer	autumn
China				
Brazil				
Africa				
India				

Unit 5

Lesson 2



4   **Write and Speak**

Ο Andrew θέλει να μάθει περισσότερα για τα Ελληνικά έθιμα των Χριστουγέννων. Μπορείς να τον βοηθήσεις; Γράψε για τα Ελληνικά έθιμα και διάβασε τις ιδέες σου στην τάξη. Μπορείς να χρησιμοποιήσεις τις παρακάτω λέξεις. Θυμάσαι τι σημαίνουν;

**put, eat, open, send, sing, make, decorate, go
always, often, sometimes, never**

Διάβασε τις παρακάτω ερωτήσεις. Μπορεί να σου δώσουν και αυτές ιδέες:



- ✓ Do we decorate a Christmas tree?
- ✓ Do we send cards to each other?
- ✓ Do children sing carols? When do they sing them?
- ✓ Do children get presents? When do they open them?
- ✓ Does Santa Claus put the presents in the children's stockings?
- ✓ Do we have Christmas dinner? What do we eat?

At Christmas we

.....

.....

.....

.....

.....

.....

.....

.....

.....

.....

.....

.....

.....

Can you do extra work?

Διάβασε τις πληροφορίες για τα παιδιά και συμπλήρωσε τις λέξεις που λείπουν στα κενά:



	Ann	Chris	Peter	Joanna
always				
often				
sometimes				
never				

- : listen to music
- : read books
- : play computer games
- : ride his/her bike



- At the weekend, Chris rides his bike, but Ann never
- At the weekend, Peter..... plays computer games and Ann listens to music.
- At the weekend, Peter reads books, but Joanna reads books.
- At the weekend, Chris and Joanna never

MY GRAMMAR CORNER

Η γωνιά της γραμματικής

Αγαπητέ μαθητή/ αγαπητή μαθήτριά, αυτό το παράρτημα βρίσκεται εδώ για να μπορείς να ψάχνεις πληροφορίες για τη γραμματική που υπάρχει στο βιβλίο σου. Οι αριθμοί που υπάρχουν μπροστά από κάθε γραμματικό φαινόμενο αντιστοιχούν σε κεφάλαια και μαθήματα (units and lessons) Π.χ. το 1.1 παρουσιάζει γραμματική που υπάρχει στο κεφάλαιο 1 (unit 1) στο μάθημα 1 (lesson 1), το 6.2 παρουσιάζει γραμματική που υπάρχει στο κεφάλαιο 6 (unit 6) στο μάθημα 2 (lesson 2).

1.1. Η φράση **There is - There are**

	Affirmative	
	Long form	Short form
Singular	There is	There's
Plural	There are	There're

	Negative		Interrogative
	Long form	Short form	
Singular	There is not	There isn't	Is there?
Plural	There are not	There aren't	Are there?

Η φράση **there is-there are** χρησιμοποιείται για να μιλήσουμε για το τι υπάρχει κάπου.

Το **there is** είναι ενικός αριθμός και το **there are** είναι πληθυντικός αριθμός. e.g. **There is** a board in my classroom. **There are** twelve desks in my classroom.

Is there a poster on your classroom wall? Are there maps on your classroom walls?

There isn't a football field in my school. There aren't pictures on my classroom walls.

1.2. Το ρήμα **have got**

Το ρήμα **have got** σημαίνει **έχω** και χρησιμοποιείται όταν μιλάμε για **πράγματα που μας ανήκουν**. Με αυτό περιγράφουμε κάποιον, μιλάμε για τα χαρακτηριστικά του. Δες τον πίνακα για το πώς κλίνεται:

Affirmative	
Long form	Short form
I have got	I've got
You have got	You've got
He has got	He's got
She has got	She's got
It has got	It's got
We have got	We've got
You have got	You've got
They have got	They've got

Negative		Interrogative
Long form	Short form	
I have not got	I haven't got	Have I got?
You have not got	You haven't got	Have you got?
He has not got	He hasn't got	Has he got?
She has not got	She hasn't got	Has she got?
It has not got	It hasn't got	Has it got?
We have not got	We haven't got	Have we got?
You have not got	You haven't got	Have you got?
They have not got	They haven't got	Have they got?

2.1., 2.2. Η φράση I like-I don't like

Η φράση I like-I don't like χρησιμοποιείται για να μιλήσουμε για τα πράγματα που μας αρέσουν ή δε μας αρέσουν. Δες τον παρακάτω πίνακα για το πώς κλίνεται. Προσοχή στο πώς αλλάζει στο τρίτο πρόσωπο ενικού (he, she, it):

Affirmative	Negative	
	Long form	Short form
I like	I do not like	I don't like
You like	You do not like	You don't like
He likes	He does not like	He doesn't like
She likes	She does not like	She doesn't like
It likes	It does not like	It doesn't like
We like	We do not like	We don't like
You like	You do not like	You don't like
They like	They do not like	They don't like

Interrogative

Do I like?
Do you like?
Does he like?
Does she like?
Does it like?
Do we like?
Do you like?
Do they like?

3.1 Πώς ρωτάμε από πού είναι κάποιος

Where are you from? I'm from (Greece). I'm (Greek).

Where is Roberto from? He is from (Italy). He is (Italian).

4.1 Πώς λέμε την ώρα

.00 (ακριβώς) = o'clock
.15 (και τέταρτο) = (a) quarter past
.30 (και μισή) = half past
.45 (παρά τέταρτο) = (a) quarter to

e.g.

4.00 it's four o'clock **4.15** It's (a) quarter past four

4.30 It's half past four **4.45** It's (a) quarter to five

4.2 Χρονικές προθέσεις

In the winter, In September, On Mondays, On the 24th of June

Με τις εποχές και τους μήνες χρησιμοποιούμε το **in** και με τις μέρες και τις ημερομηνίες χρησιμοποιούμε το **on**.

5.1a Ο χρόνος Present Simple

Ο **Present Simple** είναι ο χρόνος που εκφράζει κάτι μόνιμο, μια αλήθεια ή μια συνήθεια. Η συνήθεια αυτή μπορεί να είναι προσωπική ή να είναι εθνική, να είναι δηλαδή ένα έθιμο. Όταν εκφράζει μια συνήθεια ή ένα έθιμο, πολλές φορές “πάει παρέα” με λέξεις ή φράσεις που μας πληροφορούν για το πόσο συχνά γίνεται αυτή η συνήθεια ή αυτό το έθιμο. Τέτοιες λέξεις ή φράσεις είναι τα επιρρήματα συχνότητας-adverbs of frequency (δες στο 5.1c) ή/και οι φράσεις με τη λέξη **every** (e.g. **every day, every week, every Monday**). Ο **Present Simple** αλλάζει μορφή στο 3ο ενικό πρόσωπο (he, she, it). Μπαίνει στο τέλος της λέξης ένα **-s**. Κάποιες φορές γίνονται ορθογραφικές αλλαγές, όταν προστίθεται αυτό το **-s** (δες στο 5.1b). Δες στον πίνακα δύο παραδείγματα για το πώς κλίνεται:

Affirmative

I play/watch

You play/watch

He plays/watches

She plays/watches

It plays/watches

We play/watch

You play/watch

They play/watch

Negative

Long form

I do not play/watch

You do not play/watch

He does not play/watch

She does not play/watch

It does not play/watch

We do not play/watch

You do not play/watch

They do not play/watch

Negative

Short form

I don't play/watch

You don't play/watch

He doesn't play/watch

She doesn't play/watch

It doesn't play/watch

We don't play/watch

You don't play/watch

They don't play/watch

Interrogative

Do I play/watch?

Do you play/watch?

Does he play/watch?

Does she play/watch?

Does it play/watch?

Do we play/watch?

Do you play/watch?

Do they play/watch?

5.1b Ορθογραφικοί κανόνες για το -s του 3ου ενικού

Σε ορισμένες περιπτώσεις η ορθογραφία της λέξης αλλάζει, όταν προσθέτουμε το -s του 3ου ενικού στον Present Simple. Συγκεκριμένα:

✓ Όταν η λέξη τελειώνει σε -s, -ss, sh, -ch, -x, -z, -o προσθέτουμε -es αντί για -s e.g. watch - watches, kiss - kisses, wash - washes, do - does

✓ Όταν η λέξη τελειώνει σε -y και πριν από αυτό υπάρχει σύμφωνο, τότε βάζουμε την κατάληξη -ies e.g. study-studies, carry-carries, αλλά play-plays (φωνήεν πριν το -y)

5.1c Επιρρήματα συχνότητας (Adverbs of frequency)

Πολλές φορές, όταν ο present simple εκφράζει κάποια συνήθεια ή έθιμό μας, συνοδεύεται από λέξεις που μας πληροφορούν για το πόσο συχνά γίνεται αυτή η συνήθεια ή αυτό το έθιμο. Είναι οι λέξεις που απαντάνε στην ερώτηση **How often**? (πόσο συχνά.....;). Οι λέξεις αυτές λέγονται επιρρήματα συχνότητας (adverbs of frequency) και τα πιο βασικά από αυτά είναι τα παρακάτω:

always (πάντα), **usually** (συνήθως), **often** (συχνά),
sometimes (μερικές φορές), **never** (ποτέ)

GLOSSARY

Το λεξιλόγιό μου

Αγαπητέ μαθητή/ αγαπητή μαθήτριά, αυτό το παράρτημα βρίσκεται εδώ για να μπορείς να συμπληρώνεις την Ελληνική σημασία των κυριότερων νέων λέξεων και φράσεων που συναντάς σε κάθε κεφάλαιο. Μαζί με το δάσκαλο / τη δασκάλα σου μπορείτε να δουλεύετε σε αυτό το παράρτημα, μόλις τελειώνετε κάθε κεφάλαιο. Οι λέξεις είναι συγκεντρωμένες κάτω από το κοινό θέμα στο οποίο αναφέρονται.

UNIT 1

Places/things/people in a school:

basketball court:

class:

computer room:

curtains:.....

floor: :.....

headteacher:

map:

music room:

playground:

pupil:

Subjects: Art:

Environmental Studies:

History:

Language:

Maths:

Music:

Physical Education:

Religious Education:

UNIT 2

Sports: athlete:
baseball:
basketball:
climbing:
cricket:
cycling:
football:
hockey:
horse riding:
racket:
rugby:
sailing:
sporty:
swimming:
tae kwon do:
tennis:
volleyball:
windsurfing:
Hobbies: playing board games:
clothes:
collecting:
collection:
dancing ballet:
handicraft:
leaf-leaves:
listening to music:
making models:
painting:
reading books:
singing:
sleeping:
stamp:
taking photos:

UNIT 3

Countries/Nationalities:

Albania:

Albanian:

Brazil:

British:

Capital:

China:

Chinese:.....

City:

Cyprus:

Egypt:

Egyptian:.....

England:

English:

European:.....

Great Britain:

Greece:

Greek:.....

India:

Indian:

Italy:

Italian:

Northern Ireland:

Scotland:

The United Kingdom:

USA:

Wales:

Places in a city: area:.....

bank:

block of flats:

cafe:

cinema:

church:

house:
museum:
palace:
park:
post office:
shopping centre:
sports centre:
supermarket:
square:
theatre:
Places in a country: beach:
mountain:
river:
temple:.....
village:
Talking about location: between:
next to:
on the corner of:

UNIT 4

Seasons: autumn:
spring:
summer:
winter:
Months: April:
August:
December:
February:
January:
July:.....
June:
March:
May:

November:
 October:
 September:
Weather: it's chilly:
 It's cloudy:
 It's hot:
 it's raining:
 it's rainy:
 it's snowing:
 it's sunny:
 it's warm:
 it's windy:
 The sun is shining:
Seasonal Habits: go on holiday:
 eat ice cream:
 swim in the sea:
 play in the park:
 fly a kite:
 go skiing:
Telling the time: (a) quarter past:
 (a) quarter to:
 half past:
 o'clock:
 What's the time?/What time is it?:

UNIT 5

Adverbs of frequency: always:
 never:
 often:
 sometimes:
 usually:


Personal habits: brush my teeth:
clean up my room:
do my homework:
get up early:
go to bed early:
make my bed:
take a bath:
take exercise:
wash my hands:
Christmas: brussels sprouts:
carols:
chimney:
Christmas pudding:
Christmas tree:
cracker:
decorate:
dessert:
dinner:
fireplace:
fried potatoes:
hang:
holiday:
mince pie:
plate:
popular:
present:
riddle:
roast beef:
roast turkey:
Santa Claus:
send:
stocking:
sweet:
toy:.....

Halloween: candy:
caramel:
donkey:
dress up:
duck (v):
fancy costume:
ghost:
goodies:
Jack-o-Lantern:
pin(v):
popular:
pumpkin:
spooky:
tail:
Trick or Treat:
witch:

CONTENTS

LESSON	pp.
Unit 1: BACK TO SCHOOL	7-28
1. A new student in class	7-15
2. My timetable	16-23
3. This is my school	24-28
Unit 2: WHAT'S YOUR FAVOURITE HOBBY OR SPORT?	29-49
1. My favourite sport	29-37
2. Have you got a hobby?	38-43
3. The Olympic Games	44-49
Unit 3: THIS IS WHERE I LIVE	50-67
1. My country	50-56
2. My city	57-62
3. Let's talk about Greece	63-67
Unit 4: TIME	68-84
1. Happy Birthday!	68-74
2. What's the weather like?	75-80
3. Weather around the world	81-84
Unit 5: Habits and customs	85-103
1. What's the weather like?	85-92
2. British customs	93-97
3. Finding out about habits and customs	98-103
APPENDIX I	104-115
APPENDIX II	116-121
APPENDIX III	122-128

Με απόφαση της Ελληνικής Κυβέρνησης τα διδακτικά βιβλία του Δημοτικού, του Γυμνασίου και του Λυκείου τυπώνονται από τον Οργανισμό Εκδόσεως Διδακτικών Βιβλίων και διανέμονται δωρεάν στα Δημόσια Σχολεία. Τα βιβλία μπορεί να διατίθενται προς πώληση, όταν φέρουν βιβλιόσημο προς απόδειξη της γνησιότητάς τους. Κάθε αντίτυπο που διατίθεται προς πώληση και δε φέρει βιβλιόσημο, θεωρείται κλεψίτυπο και ο παραβάτης διώκεται σύμφωνα με τις διατάξεις του άρθρου 7, του Νόμου 1129 της 15/21 Μαρτίου 1946 (ΦΕΚ 1946, 108, Α').



Απαγορεύεται η αναπαραγωγή οποιουδήποτε τμήματος αυτού του βιβλίου, που καλύπτεται από δικαιώματα (copyright), ή η χρήση του σε οποιαδήποτε μορφή, χωρίς τη γραπτή άδεια του Παιδαγωγικού Ινστιτούτου.

